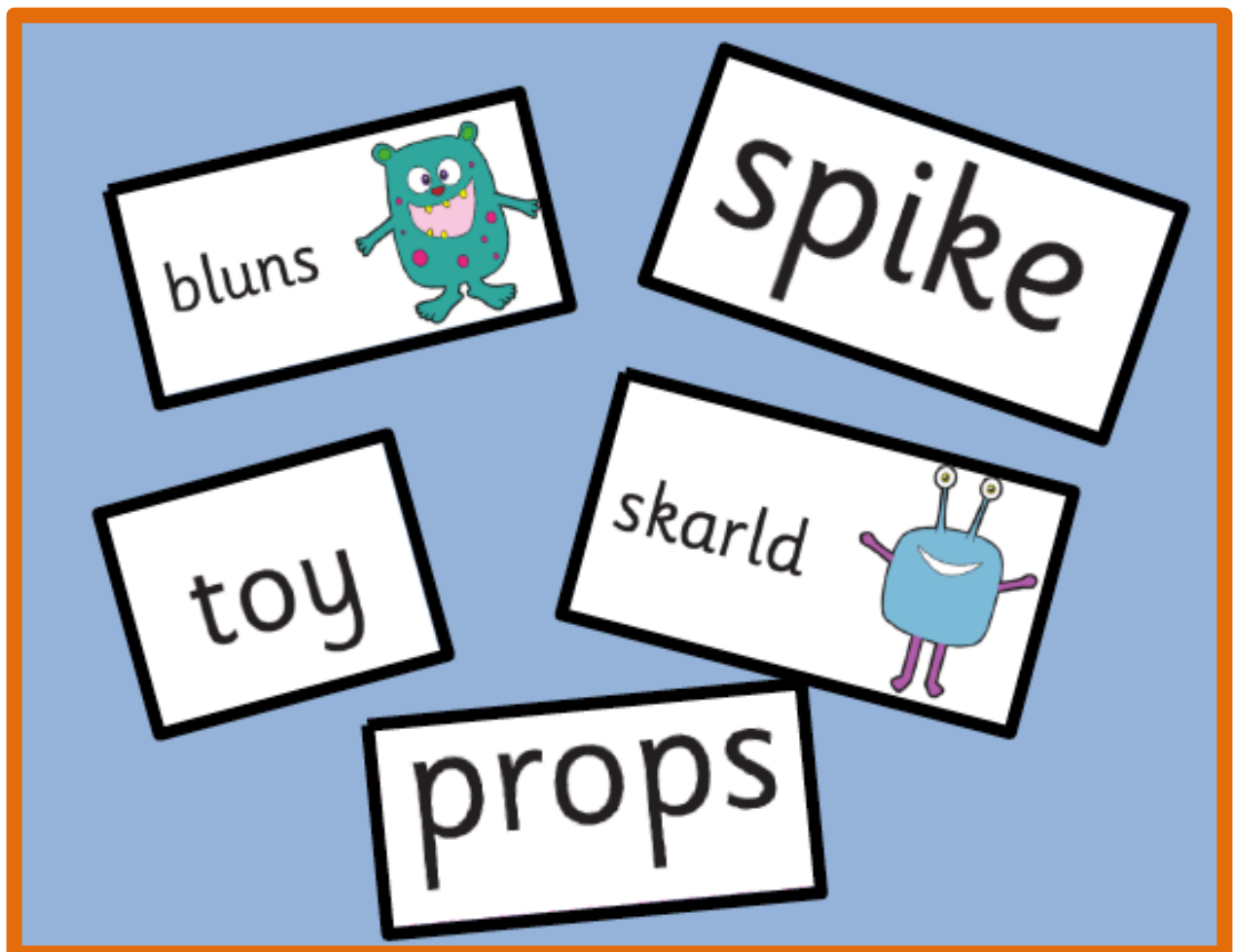


Parent's Guide to the Key Stage 1 Phonics Screening Test



What is the phonics screening check?

The phonics screening check is a short assessment to confirm whether individual children have learnt phonic decoding. The checks consist of **40 words and non-words** that your child will be asked to read one-on-one with a teacher.

When does it happen?

Schools will be able to administer the check at any time that suits them during the week starting the second week in June.

How long does the check take?

Every child is different, but most children take between four and nine minutes to complete the assessment.

What are 'non-words'?

The check will contain a mix of real words and 'nonsense words'. We use 'nonsense words/alien words' when we teach phonics, so your child should be familiar with the concept. 'Nonsense words' are important because 'words' such as 'vap' or 'jound' are new to all children. Children cannot read the nonsense words by using their memory or vocabulary, they must use their decoding skills. This is a fair way to assess their ability to decode.

What is the pass mark?

The threshold has been 32 words out of 40. However, this can change every year.

What happens if a child does not meet the standard?

The screening check will identify children who have phonic decoding skills below the level expected for the end of Year 1 and who therefore need extra help. Schools will be expected to provide extra help and children will then be able to retake the assessment in Year 2.




How will the results from the phonics screening check be used?

Schools' results will not be published, although all schools will tell parents their child's results.


What does the test look like?

Sample materials are available on the [education.gov.uk](https://www.gov.uk/education.gov.uk) website. Below is an example from the 2012 Phonics Screening Test.

Nonsense words

Section 1	
stin	
proom	
sarps	
thend	

Real words















Section 2
fair
flute
goat
shine

How can I help my child at home?

Practice the sounds with your child.

Phase 2 Sound Mat

 s	 a	 t	 p	 i	 n	 m	 d
 g	 o	 c	 k	 ck	 e	 u	 r
 h	 b	 f	 l	 j	 v	 w	 x
 y	 z	 qu	 th	 sh	 ch	 ng	 nk

Phase 3 Sound Mat

 ai	 ee	 igh	 oa	 oo	 oo	 ar	 or
 ur	 ow	 oi	 ear	 air	 er		

Phase 5 Sound Mat



The websites 'Little Wandle' and 'Mr Thorne does phonics' on You Tube have audio links you can use to hear the correct pronunciation of the sound, as well as a range of resources.

<https://www.littlewandlelettersandsounds.org.uk/resources/>
for-



Mr T's Phonics
100K subscribers

How can I help my child at home?

Practice a mix of non-words and real words.



Ask your child to draw 'sound buttons' underneath each sound, to show they can correctly identify each one.



Say all the sounds individually then put the word together.



k – igh = kigh

g – ir – s – t = girst







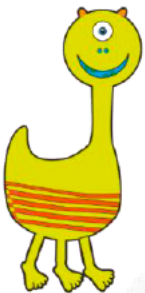

b – ai – m = baim



Some real word examples

argue bead chew drawer escape evening
fairground flute invite ladder lawn main
man pew pie pursue queue quiet quit
renew repeat rocker rule sort statue
theft thundering tie trash turning use
value scratch proud pole handstand

Nonsense words/Alien word examples

aib		enroy		lort		snill
arfue		escak		melp		sprew
bew		foast		mip		stame
bleme		freit		mirst		stod
blied		fup		nass		stoe
bup		gainty		nurn		teb
chawn		gam		purt		thid
cheme		gawn		phot		thirt
chound		geck		phrew		thru
cleam		gick		poil		toam
clied		gloy		puge		vaw
curt		goot		quair		vurf
dack		frize		quig		vuse
dea		hess		quiss		wab
deesh		hoost		rube		wheck
descoy		hurp		scib		whem
dress		jea		scray		yass
dest		jome		shar		zoil
dis		klape		sheg		

How can I help my child at home?

Use the Internet and Ipads/Tablets.

There are lots of websites and apps available to help your child with their phonics.

- <http://www.ictgames.com/literacy.html>
- http://www.familylearning.org.uk/phonics_games
- <https://www.phonicsplay.co.uk/resources>
- <http://www.oxfordowl.co.uk/>
- <https://www.teachyourmonster.org>



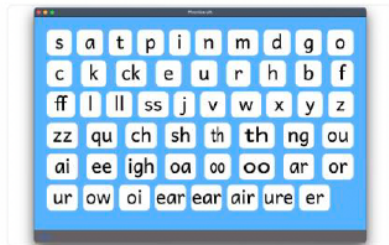
Apps



Phonics UK

Tap to hear the sounds

GET




Meet the Alphablocks!

Education

Designed for iPad. Not verified

GET



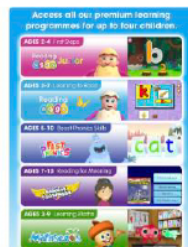
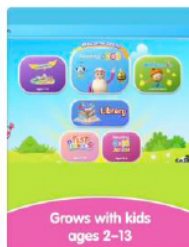
Reading Eggs - Learn...

Reading & Maths for Ages 2-...

Designed for iPad. Not verified

GET

In-App Purchases



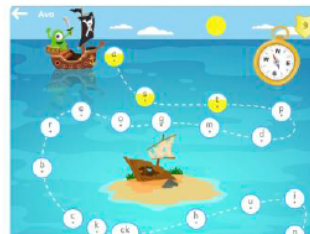
Read with Phonics G...

Fun Phonics Games

Designed for iPad. Not verified

GET

In-App Purchases



Don't forget about your reading books and library books.
Practicing reading daily automatically helps with decoding!